

Syntheses of $\text{Ir}_4(\text{CO})_6(\eta^5\text{-C}_5\text{Me}_4\text{H})_2$ and $\text{Ir}_7(\mu_3\text{-CO})_3(\text{CO})_{12}(\eta^5\text{-C}_5\text{Me}_5)$ from Pentametallic Molybdenum-Iridium Cluster Precursors

Junhong Fu,^[a] Michael D. Randles,^[a] Alan L. Criddle,^[a] Graeme J. Moxey,^[a] Torsten Schwich,^[a] Robert Stranger,^[a] Marie P. Cifuentes^[a] and Mark G. Humphrey*^[a]

Abstract: Reaction of $\text{Mo}_2\text{Ir}_3(\mu\text{-CO})_3(\text{CO})_6(\eta^5\text{-C}_5\text{H}_5)_2(\eta^5\text{-C}_5\text{Me}_5)$ with $\text{Ir}(\text{CO})_2(\eta^5\text{-C}_5\text{Me}_4\text{H})$ afforded the four-valence-electron-deficient butterfly cluster $\text{Ir}_4(\text{CO})_6(\eta^5\text{-C}_5\text{Me}_4\text{H})_2$; its stability has been rationalized with the aid of density functional theory calculations, which suggest that significant additional intracluster bonding alleviates the formal electron deficiency. Reaction of $\text{MoIr}_4(\text{CO})_{10}(\eta^5\text{-C}_5\text{H}_5)(\eta^5\text{-C}_5\text{Me}_5)$ with $[\text{N}(\text{PPh}_3)_2][\text{Ir}(\text{CO})_4]$ afforded the capped octahedral cluster $\text{Ir}_7(\mu_3\text{-CO})_3(\text{CO})_{12}(\eta^5\text{-C}_5\text{Me}_5)$ which possesses three semi-face-capping CO ligands. These outcomes demonstrate that heterometallic clusters may serve as a potential source of new homometallic clusters following appropriate M-M' cleavage.

Introduction

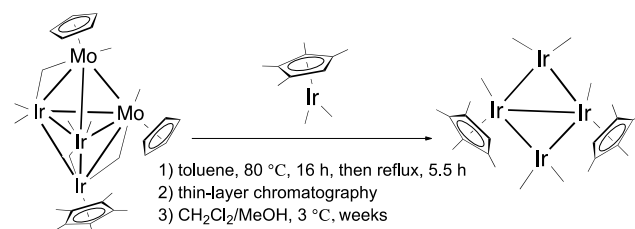
Iridium carbonyl cluster chemistry has been of long-standing interest.¹ Iridium clusters with core nuclearities from three to fourteen are extant, the most thoroughly-studied being tetranuclear clusters formally derived from $\text{Ir}_4(\text{CO})_{12}$ and hexanuclear clusters related to $\text{Ir}_6(\text{CO})_{16}$. Synthetic routes to iridium clusters have (not surprisingly) employed iridium-containing precursors. For example, mono- or diiridium complexes have been used to synthesize triiridium clusters,^{1(b)} while reductive carbonylation of iridium-containing salts affords $\text{Ir}_4(\text{CO})_{12}$,² a tetrahedral cluster which is itself a fertile source of other clusters.^{1(b,c)}

A thus-far-unexploited synthetic approach to iridium clusters is to use heterometallic complexes with metal-iridium bonds that are sufficiently weak that their cleavage may afford suitably reactive fragments for the assembly of new homometallic clusters; this is the reverse of the most widely applied protocol for the construction of heterometallic clusters, namely, introduction of a heterometal to a pre-formed homometallic cluster. Heterometal removal is not likely to have significant predictive utility, and the construction and then cleavage of heterometallic bonds is overall not an efficient synthetic protocol, but such an approach may enhance diversity and afford species inaccessible by conventional methods. We report herein reactions of molybdenum-iridium clusters with iridium-containing reagents that

have afforded the new homometallic clusters $\text{Ir}_4(\text{CO})_6(\eta^5\text{-C}_5\text{Me}_4\text{H})_2$ (**1**) and $\text{Ir}_7(\mu_3\text{-CO})_3(\text{CO})_{12}(\eta^5\text{-C}_5\text{Me}_5)$ (**2**), structural studies of **1** and **2**, and theoretical studies of **1** rationalizing its unusual electron deficiency.

Results and Discussion

Reacting $\text{Mo}_2\text{Ir}_3(\mu\text{-CO})_3(\text{CO})_6(\eta^5\text{-C}_5\text{H}_5)_2(\eta^5\text{-C}_5\text{Me}_5)$ with $\text{Ir}(\text{CO})_2(\eta^5\text{-C}_5\text{Me}_4\text{H})$ afforded small amounts of an unknown product.³ After several weeks, crystals of **1** were obtained (Scheme 1), an X-ray study of which afforded the structure depicted in Figure 1, presumably from decomposition of the initial product. The different polyalkylcyclopentadienyl ligands of the precursors serve to distinguish the iridium atoms, and thereby identify $\text{Ir}(\text{CO})_2(\eta^5\text{-C}_5\text{Me}_4\text{H})$ as the origin of two iridium vertices of **1**.⁴



Scheme 1. Synthesis of $\text{Ir}_4(\text{CO})_6(\eta^5\text{-C}_5\text{Me}_4\text{H})_2$ (**1**).

The Ir-Ir distances of the butterfly core of **1** are short, but within the previously reported range; in contrast, the $\text{Ir}2\dots\text{Ir}2\text{A}$ vector is clearly non-bonding [4.1370(4) Å]. $\text{Ir}2/\text{Ir}2\text{A}$ possess distorted square planar geometries [maximum deviation from the refined least squares plane through $\text{Ir}1$, $\text{C}21$, $\text{C}22$, $\text{Ir}1\text{A}$, $\text{Ir}2$: 0.0096(0.0030) Å]. Cluster **1** possesses $4 \times 9(\text{Ir}) + 2 \times 5(\eta^5\text{-C}_5\text{Me}_4\text{H}) + 6 \times 2(\text{CO}) = 58$ cluster valence electrons (CVE), four fewer than the 62 CVE required by the EAN rule.⁵ This electron deficiency, the *syn* disposed tetramethylcyclopentadienyl ligands at the sterically more constrained iridium atoms, and the existence of the electron-precise tetrahedral cluster $\text{Rh}_2\text{Ir}_2(\mu_3\text{-CO})_2(\mu\text{-CO})(\text{CO})_4(\eta^5\text{-C}_5\text{Me}_5)$ ⁶ (the metal content of which is related to **1** by conceptual replacement of two Ir atoms by Rh atoms), and which contains an extra four CVE arising from an additional CO ligand and M-M bond, prompted a detailed theoretical study of **1** to rationalize its stability.

[a] Research School of Chemistry,
Australian National University,
Canberra, ACT 2601, Australia
E-mail: Mark.Humphrey@anu.edu.au
M.G.H.: tel, +61 2 6125 2927; fax, +61 2 6125 0750

Supporting information for this article is given via a link at the end of the document.

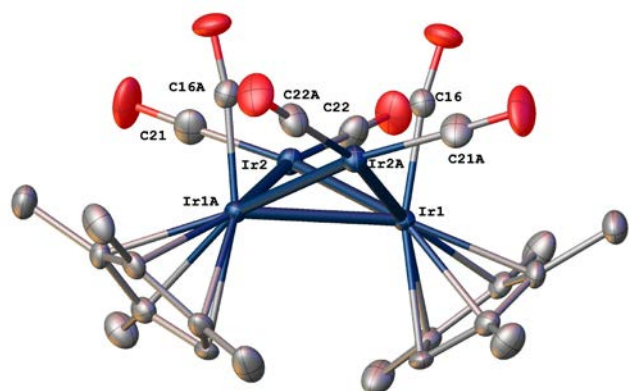


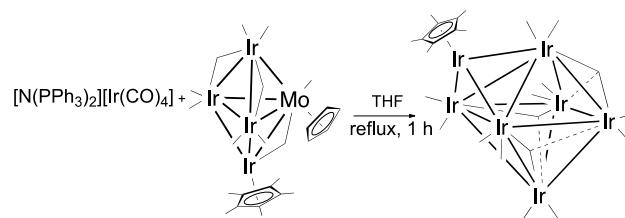
Figure 1. Molecular structure of $\text{Ir}_4(\text{CO})_6(\eta^5\text{-C}_5\text{Me}_4\text{H})_2$ (**1**), with thermal ellipsoids set at the 30% probability level. Hydrogen atoms have been omitted for clarity. Selected bond lengths (Å): Ir1-Ir2 2.6374(3), Ir1-Ir1A 2.7512(4), Ir1-Ir2A 2.6343(3), Ir1-C16 1.868(7), Ir2-C21 1.838(8), Ir2-C22 1.849(7). Symmetry operation used to generate equivalent atoms A: $-x, +y, \frac{1}{2}-z$.

Cluster **1** is four-electrons deficient, and so two CO ligands were added to afford a theoretical species with an electron precise composition for comparison. Adding one CO ligand to each wingtip iridium atom afforded the lowest energy 62 CVE geometry-optimized structure, $\text{Ir}_4(\text{CO})_8(\eta^5\text{-C}_5\text{Me}_4\text{H})_2$ (**3**) [Figure S1; bond distances and dihedral angles: Tables S1 (**1**) and S2 (**3**)]. Gibbs free energies for the theoretical CO dissociation reaction **3** \rightarrow **1** + 2CO (Scheme S1) are ca. 0 kcal/mol (Table S3), consistent with the observed stability of **1**. The aforementioned $\text{Rh}_2\text{Ir}_2(\mu_3\text{-CO})_2(\mu\text{-CO})(\text{CO})_4(\eta^5\text{-C}_5\text{Me}_5)_2$ (**4**), an electron precise tetrahedral cluster, was similarly evaluated to explore whether or not an analogue of **1** may be accessible in the Rh_2Ir_2 system (experimental structure: Figure S3; bond distances and dihedral angles: Table S4). Cleavage of the Ir-Ir bond and removal of one CO ligand from **4** and geometry optimization afforded $\text{Rh}_2\text{Ir}_2(\mu\text{-CO})_2(\text{CO})_4(\eta^5\text{-C}_5\text{Me}_5)_2$ (**5**) as the lowest energy form (structure: Figure S4; bond distances and dihedral angles: Table S5). Gibbs free energies for the theoretical CO dissociation and bond cleavage reaction **4** \rightarrow **5** + CO (Scheme S2) are strongly positive for all methods employed (Table S6), consistent with the observed stability of **4**.

The foregoing calculations suggest that, at room temperature, the isolated butterfly cluster **1** is stable, but the potential analogue $\text{Rh}_2\text{Ir}_2(\mu\text{-CO})_2(\text{CO})_4(\eta^5\text{-C}_5\text{Me}_5)_2$ (**5**) is not, consistent with the thus-far-existing chemistry. Bond critical points (BCPs: Table S7) were then examined to shed light on the nature of the bonding. $\text{Ir}_2(\mu\text{-CO})_2(\eta^5\text{-C}_5\text{Me}_5)_2$ (**6**), with a formal Ir=Ir linkage (Figure S5), and $\text{Ir}_4(\text{CO})_{12}$ (**7**), comprised solely of single bonds (Figure S6), were selected to benchmark BCPs in the iridium system. For **6**, the BCP of the Ir=Ir bond is 0.0773 e/bohr³, while the BCP of the Ir-Ir bond in **7** is 0.0600 e/bohr³. For **1**, the BCP of the Ir1-Ir1A bond is 0.0625 e/bohr³, and the BCPs of Ir1-Ir2/Ir1A-Ir2A and Ir1-Ir2A/Ir1A-Ir2 are 0.0686 and 0.0694 e/bohr³, respectively; thus, the latter bond interactions are significantly greater than those of Ir1-Ir1A, possibly between single and double in nature. Electron counting assigns 19 valence electrons to Ir1/Ir1A and 15 electrons to Ir2/Ir2A, so the MOs were examined to explore the possibility of strong donor(Ir1/Ir1A)-acceptor(Ir2/Ir2A) interactions (Figure S8); the results are consistent with s and p interactions at all Ir-Ir

bonds and delocalized Ir_4 interactions alleviating the electron deficiency.

We then explored an alternative iridium-containing reagent. Reacting $[\text{N}(\text{PPh}_3)_2][\text{Ir}(\text{CO})_4]$ with $\text{MoIr}_4(\text{CO})_{10}(\eta^5\text{-C}_5\text{H}_5)(\eta^5\text{-C}_5\text{Me}_5)$ in refluxing tetrahydrofuran afforded $\text{Ir}_7(\mu_3\text{-CO})_3(\text{CO})_{12}(\eta^5\text{-C}_5\text{Me}_5)$ (**2**) (Scheme 2);⁷ the 19% yield is noteworthy,⁷ given the bond cleavage/formation required.



Scheme 2. Synthesis of $\text{Ir}_7(\mu_3\text{-CO})_3(\text{CO})_{12}(\eta^5\text{-C}_5\text{Me}_5)$ (**2**). Dashed lines indicate the weak bonding interactions of the semi-face-capping CO ligands.

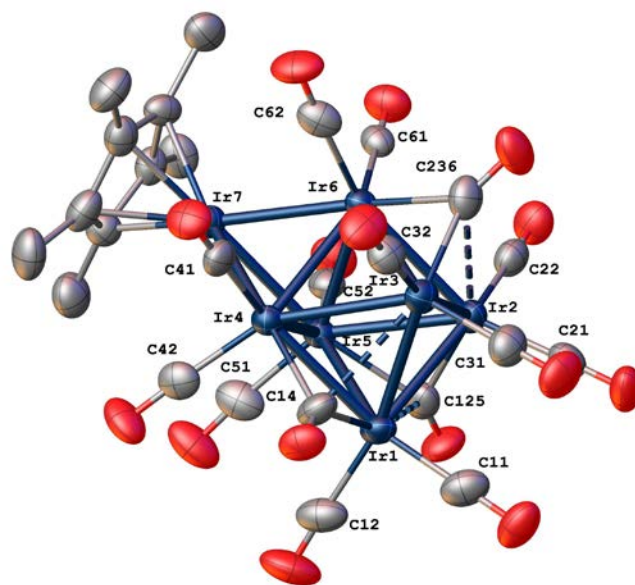


Figure 2. Molecular structure of $\text{Ir}_7(\mu_3\text{-CO})_3(\text{CO})_{12}(\eta^5\text{-C}_5\text{Me}_5)$ (**2**), with thermal ellipsoids set at the 30% probability level. Hydrogen atoms and the lattice chloroform molecule have been omitted for clarity. Dashed lines indicate the weak bonding interactions of the semi-face-capping CO ligands. Selected bond lengths (Å): Ir1-Ir2 2.7913(9), Ir1-Ir3 2.7807(10), Ir1-Ir4 2.7287(9), Ir1-Ir5 2.8200(9), Ir2-Ir3 2.7937(9), Ir2-Ir5 2.7458(9), Ir2-Ir6 2.7955(9), Ir3-Ir4 2.8026(9), Ir3-Ir6 2.7326(9), Ir4-Ir5 2.7776(8), Ir4-Ir6 2.7954(8), Ir4-Ir7 2.7359(8), Ir5-Ir6 2.7801(8), Ir5-Ir7 2.7729(9), Ir6-Ir7 2.7247(8), Ir1-C11 1.88(2), Ir1-C12 1.88(2), Ir1-C14 2.10(2), Ir1...C125 2.601(19), Ir2-C21 1.87(2), Ir2-C22 1.88(2), Ir2-C125 2.06(2), Ir2...C236 2.687(19), Ir3-C31 1.89(2), Ir3-C32 1.87(2), Ir3-C236 2.06(2), Ir3...C14 2.665(19), Ir4-C41 1.871(19), Ir4-C42 1.87(2), Ir4-C14 2.134(18), Ir5-C51 1.88(2), Ir5-C52 1.891(19), Ir5-C125 2.14(2), Ir6-C61 1.848(17), Ir6-C62 1.92(2), Ir6-C236 2.094(18).

The metal core of **2** possesses a capped octahedral geometry, with Ir-Ir distances within precedent lengths. The capping iridium is ligated by a pentamethylcyclopentadienyl ligand, the cluster coordination being completed by twelve terminal and three bridging carbonyl ligands. Cluster **2** possesses $7 \times 9(\text{Ir}) + 5(\text{Cp}^*) + 15 \times 2(\text{CO}) = 98$ CVE, electron precise by polyhedral skeletal electron pair theory for a capped octahedral cluster.⁸ An

FULL PAPER

unusual feature of the structure of **2** is the presence of three semi-face-capping carbonyl ligands, i.e. three CO groups unsymmetrically bound to a trimetallic face of a cluster.

Conclusions

In summary, two reactions of molybdenum-iridium clusters with iridium-containing reagents have afforded clusters thus far unobserved in the corresponding homometallic chemistry. While this methodology lacks predictive merit or broad applicability, and the products of the reactions are obtained in variable yield, the clusters obtained have unusual features. $\text{Ir}_7(\mu_3\text{-CO})_3(\text{CO})_{12}(\eta^5\text{-C}_5\text{Me}_5)$ (**2**) possesses three semi-face-capping CO ligands and is synthesized in high yield. $\text{Ir}_4(\text{CO})_6(\eta^5\text{-C}_5\text{Me}_4\text{H})$ (**1**) is a "rule breaker", being formally very electron deficient; theoretical studies suggest that it is presumably stabilized by significant intra-cluster multiple Ir-Ir bonding.

Experimental Section

General Considerations. Reactions were performed under an atmosphere of nitrogen using standard Schlenk techniques. Tetrahydrofuran and toluene used in reactions were AR grade and were distilled under nitrogen over sodium benzophenone ketyl; all other solvents were used as received. Petroleum ether refers to a fraction of boiling range 60–80 °C. Cluster products were purified by preparative thin-layer chromatography (TLC) on 20 × 20 cm glass plates coated with Merck GF₂₅₄ silica gel (0.5 mm). Analytical TLC was conducted on aluminum sheets coated with 0.25 mm Merck GF₂₅₄ silica gel. Literature procedures were used to synthesize $\text{Mo}_2\text{Ir}_3(\mu\text{-CO})_3(\text{CO})_6(\eta^5\text{-C}_5\text{H}_5)_2(\eta^5\text{-C}_5\text{Me}_5)$, $\text{MoIr}_4(\text{CO})_{10}(\eta^5\text{-C}_5\text{H}_5)(\eta^5\text{-C}_5\text{Me}_5)$, $\text{Ir}(\text{CO})_2(\eta^5\text{-C}_5\text{Me}_4\text{H})^9$ and $[\text{N}(\text{PPh}_3)_2][\text{Ir}(\text{CO})_4]^{10}$.

Instrumentation. Infrared spectra were recorded on PerkinElmer System 2000 or Spectrum One FT-IR spectrometers using a CaF₂ cell. Spectral features are reported in cm⁻¹. IR spectra were recorded in AR grade cyclohexane or CH₂Cl₂ solvents. The ¹H NMR spectrum was recorded on a Varian Gemini-300 spectrometer at 300 MHz in CDCl₃ (Cambridge Isotope Laboratories) and referenced to residual non-deuterated solvent (δ 7.26). Unit- and high-resolution ESI mass spectra were recorded on a Micromass-Waters LC-ZMD single quadrupole liquid chromatograph-MS instrument. The mass spectrum of **2** is reported in the form: *m/z* (assignment, relative intensity).

Synthesis of $\text{Ir}_4(\text{CO})_6(\eta^5\text{-C}_5\text{Me}_4\text{H})_2$ (1**).** $\text{Mo}_2\text{Ir}_3(\mu\text{-CO})_3(\text{CO})_6(\eta^5\text{-C}_5\text{H}_5)_2(\eta^5\text{-C}_5\text{Me}_5)$ (7.0 mg, 5.4 μmol) and $\text{Ir}(\text{CO})_2(\eta^5\text{-C}_5\text{Me}_4\text{H})$ (6.4 mg, 17 μmol) were dissolved in toluene (ca. 5 mL) and stirred at 80 °C for 16 h. At this point, no new species were observed in the solution by TLC; consequently, the reaction mixture was stirred at reflux for a further 5.5 h. The solvent was removed by rotary evaporation, and the crude solid was dissolved in minimal CH₂Cl₂ and applied to a preparative silica TLC plate with CH₂Cl₂ as eluent, affording four bands. The first (*R_f* = 0.89, orange), second (*R_f* = 0.58, light brown) and third (*R_f* = 0.21, brown) bands appeared only in trace amounts and consequently were not extracted. The contents of the fourth and main band (*R_f* = 0.17, dark brown) were extracted with CH₂Cl₂ and reduced in volume, producing a dark brown solid (1.9 mg). IR (CH₂Cl₂): ν(CO) 2021 (m), 2004 (s), 1991 (w), 1962 (w), 1948 (m), 1924 (w). HR-MS (ESI): found 1588.9114 (presumed [M]⁺). Crystallization by liquid diffusion of methanol into a CH₂Cl₂ solution afforded, after a number of weeks at ca. 3 °C, several small crystals of $\text{Ir}_4(\text{CO})_6(\eta^5\text{-C}_5\text{Me}_4\text{H})_2$ (**1**) suitable for a

single-crystal X-ray diffraction study. IR (*n*-hexane): ν(CO) 2028 (s), 1953 (w), 1895 (m) cm⁻¹. Insufficient material precluded microanalysis.

Synthesis of $\text{Ir}_7(\mu_3\text{-CO})_3(\text{CO})_{12}(\eta^5\text{-C}_5\text{Me}_5)$ (2**).** $[\text{N}(\text{PPh}_3)_2][\text{Ir}(\text{CO})_4]$ (12.1 mg, 14.3 μmol) was added to a solution of $\text{MoIr}_4(\text{CO})_{10}(\eta^5\text{-C}_5\text{H}_5)(\eta^5\text{-C}_5\text{Me}_5)$ (8.2 mg, 6.1 μmol) in tetrahydrofuran (7 mL) and the resultant mixture was heated at reflux for 1 h, the extent of reaction being monitored by IR spectroscopy. The solution was taken to dryness in vacuo, and the crude residue dissolved in the minimum amount of CH₂Cl₂ and applied to preparative silica TLC plates. Elution with CH₂Cl₂/petroleum ether (3:2) afforded approximately 10 bands. The contents of the major band (*R_f* = 0.6, brown) were extracted with CH₂Cl₂ and reduced in volume to afford a brown solid, identified as $\text{Ir}_7(\mu_3\text{-CO})_3(\text{CO})_{12}(\eta^5\text{-C}_5\text{Me}_5)$ (**2**) (1.7 mg, 0.89 μmol, 19% assuming product formed from $\text{MoIr}_4(\text{CO})_{10}(\eta^5\text{-C}_5\text{H}_5)(\eta^5\text{-C}_5\text{Me}_5) + 3[\text{N}(\text{PPh}_3)_2][\text{Ir}(\text{CO})_4]$). IR (CH₂Cl₂): ν(CO) 2086 (w), 2067 (m), 2045 (vs), 2009 (w), 1827 (w) cm⁻¹. ¹H NMR (CDCl₃): δ 1.85 (s, 15H, C₅Me₅). MS (ESI): calc., C₂₄H₁₅Ir₇O₁₄, 1902 ([M]⁺); found, 1925 ([M + Na]⁺, 90), 1902 ([M]⁺, 90), 1874 ([M – CO]⁺, 50), 1846 ([M – 2CO]⁺, 100), 1818 ([M – 3CO]⁺, 30). Insufficient material precluded microanalysis.

X-ray Crystallographic Studies. General Considerations. Crystals suitable for the X-ray structural analyses were grown by liquid diffusion of methanol into a CH₂Cl₂ solution (**1**) or ethanol into a chloroform solution (**2**). Intensity data were collected using an Enraf-Nonius KAPPA CCD at 200 K with MoK_α radiation (λ = 0.7170 Å). Suitable crystals were immersed in viscous hydrocarbon oil and mounted on glass fibers that were mounted on the diffractometer. Using psi and omega scans, *N*_t (total) reflections were measured, which were reduced to *N*_o unique reflections, with *F*_o > 2σ(*F*_o) being considered "observed". Data were initially processed and corrected for absorption using the programs DENZO¹¹ and *maXus*.¹² The structures were solved using direct methods, and observed reflections were used in least squares refinement on *F*², with anisotropic thermal parameters refined for non-hydrogen atoms. Hydrogen atoms were constrained in calculated positions and refined with a riding model. Structure solutions and refinements were performed using the program CRYSTALS.¹³ Olex2¹⁴ was used to generate the figures.

Crystal Data for **1.** C₂₄H₁₅Ir₇O₁₄, *M* = 1179.35, red prism, 0.18 × 0.09 × 0.05 mm³, monoclinic, space group *C2/c* (No. 15), *a* = 18.6767(5), *b* = 8.2105(3), *c* = 17.7929(4) Å, β = 104.0221(16)°, *V* = 2647.15(14) Å³, *Z* = 4, *D_c* = 2.959 g/cm³, *F*₀₀₀ = 2104, μ = 20.08 mm⁻¹, 2θ_{max} = 57.4°, 30589 reflections collected, 3419 unique. Final *GoF* = 1.009, *R*₁ = 0.0297, *wR*₂ = 0.0616, *R* indices based on 2795 reflections with *I* > 2 σ(*I*) (refinement on *F*²), 154 parameters, 0 restraints.

Crystal Data for **2.** C₂₅H₁₅Ir₇O₁₅·CHCl₃, *M* = 2020.30, brown plate, 0.13 × 0.13 × 0.02 mm³, monoclinic, space group *P2₁/c* (No. 14), *a* = 15.6050(2), *b* = 9.5705(2), *c* = 25.2703(4) Å, β = 105.2951(11)°, *V* = 3640.38(11) Å³, *Z* = 4, *D_c* = 3.686 g/cm³, *F*₀₀₀ = 3528, μ = 25.770 mm⁻¹, 2θ_{max} = 50.1°, 49035 reflections collected, 6430 unique. Final *GoF* = 1.018, *R*₁ = 0.0451, *wR*₂ = 0.1112, *R* indices based on 5338 reflections with *I* > 2 σ(*I*) (refinement on *F*²), 460 parameters, 0 restraints.

In both **1** and **2**, the largest peaks in the final difference electron map are located near the iridium atoms. Crystallographic data for the structural analyses have been deposited with the Cambridge Crystallographic Data Centre, CCDC numbers 1038018 (**1**) and 1038017 (**2**). Copies of this information may be obtained, free of charge, from the Director, CCDC, 12 Union Road, Cambridge CB2 1E2, UK (fax: +44-1223-336033; e-mail: deposit@ccd.cam.ac.uk or www: <http://www.ccdc.cam.ac.uk>).

Computational Studies. Computational studies were carried out using the Amsterdam Density Functional (ADF) program, version 2013.¹⁵ Calculations were executed on the raijin supercomputer housed at the ANU Supercomputer Facility and operated under the National Computer Infrastructure Scheme. The calculations employed all-electron basis sets

FULL PAPER

of triple- ζ quality with a single polarization function (TZP), spin-unrestricted on each atom. Relativistic effects were accounted for using the zero-order relativistic approximation (ZORA).¹⁶ Geometry-optimized calculations were carried out with gradient-corrected exchange–correlation functionals (generalized gradient approximation: GGA), suggested by BP¹⁷ or PBE¹⁸, in a self-consistent fashion. BP or PBE optimizations were repeated with the inclusion of solvent effects through the conductor-like screening model (COSMO) method using parameters appropriate to solvation by dichloromethane.¹⁹ Gibbs free energy data were obtained through frequency calculations.²⁰ Electron densities at the bond critical points were calculated by using the Bader quantum theory of atoms in molecules (QTAIM) model.²¹

Acknowledgements

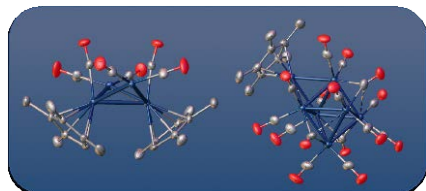
We thank the Australian Research Council (ARC) for financial support. J.F. is the recipient of a China Scholarship Council ANU Postgraduate Scholarship, M.D.R. was the recipient of an Australian Postgraduate Award, M.P.C. holds an ARC Australian Research Fellowship, and M.G.H. held an ARC Australian Professorial Fellowship.

Keywords: Cluster compounds • Electron deficient compounds • Solid-state structures • Synthesis design • Transition metals

- [1] a) G. J. Leigh, R. L. Richards In *Comprehensive Organometallic Chemistry*, G. Wilkinson, F. G. A. Stone, E. Abel, Eds, Pergamon, Oxford, U.K., **1982**, ch. 5.36, pp 541-628; b) C. E. Barnes In *Comprehensive Organometallic Chemistry II*, G. Wilkinson, F. G. A. Stone, and E. W. Abel, Eds, Pergamon, Oxford, U.K., **1995**, ch. 8.4, pp 419-520; c) M. Peruzzini, C. Bianchini, L. Gonsalvi In *Comprehensive Organometallic Chemistry III*, R. Crabtree and D. M. P. Mingos, Eds, Elsevier, Oxford, U.K., **2006**, ch. 7.04, pp 267-425.
- [2] R. Della Pergola, L. Garlaschelli, S. Martinengo, *J. Organomet. Chem.* **1987**, *331*, 271-274.
- [3] a) The high-resolution mass spectral signal at 1588.911 (see Experimental Section) is most likely consistent with $[\text{Mo}_2\text{Ir}_4(\text{CO})_9(\text{C}_5\text{H}_5)_2(\text{C}_5\text{Me}_4\text{H})_2 + \text{H}]^+$ (1588.903), which would necessitate a core expansion to form $\text{M}_2\text{Ir}_4(\mu\text{-CO})_3(\text{CO})_6(\eta^5\text{-C}_5\text{H}_5)_2(\eta^5\text{-C}_5\text{Me}_5)(\eta^5\text{-C}_5\text{Me}_4\text{H})$, followed by a vertex replacement of $\text{Ir}(\eta^5\text{-C}_5\text{Me}_5)$ by $\text{Ir}(\eta^5\text{-C}_5\text{Me}_4\text{H})$; a precedent exists for the latter in the group 6-iridium cluster system,^{3(b)} but further speculation is not warranted. (b) A. J. Usher, N. T. Lucas, G. T. Dalton, M. D. Randles, L. Viau, M. G. Humphrey, S. Petrie, R. Stranger, A. C. Willis, A. D. Rae, *Inorg. Chem.* **2006**, *45*, 10859-10872.
- [4] $\text{Ir}(\text{CO})_2(\eta^5\text{-C}_5\text{Me}_4\text{H})$ is probably not the sole source of **1**; cyclopentadienyl ligands are generally strongly bound to iridium, rendering the monometallic reagent an unlikely source of the remaining two vertices, and attempts to synthesize **1** from thermolysis of $\text{Ir}(\text{CO})_2(\eta^5\text{-C}_5\text{Me}_4\text{H})$ were unsuccessful. Note that $\text{Mo}_2\text{Ir}_3(\mu\text{-CO})_3(\text{CO})_6(\eta^5\text{-C}_5\text{H}_5)_2(\eta^5\text{-C}_5\text{Me}_5)$ was recovered unchanged after being heated for 2 days in refluxing toluene.
- [5] At the level of the individual iridium atoms, this localized bonding perspective assigns 19 electrons to each of Ir1 and Ir1A, but only 15 electrons to each of Ir2 and Ir2A.
- [6] L. J. Farrugia, A. G. Orpen, F. G. A. Stone, *Polyhedron* **1983**, *2*, 171-173.
- [7] Similar reactions of $[\text{N}(\text{PPh}_3)_2][\text{Ir}(\text{CO})_4]$ with $\text{Mo}_2\text{Ir}_3(\text{CO})_9(\eta^5\text{-C}_5\text{H}_5)_2(\eta^5\text{-C}_5\text{Me}_5)$, $\text{MoIr}_3(\mu\text{-CO})_3(\text{CO})_6(\eta^5\text{-C}_5\text{H}_5)$ or $\text{Mo}_2\text{Ir}_2(\mu\text{-CO})_3(\text{CO})_7(\eta^5\text{-C}_5\text{H}_5)_2$ in a range of solvents (dichloromethane, tetrahydrofuran, toluene) failed to afford any identifiable cluster products.
- [8] Two heptairidium clusters with capped octahedral cluster cores have been previously reported: a) $\text{Ir}_7(\mu_3\text{-}\eta^2\text{-C}_8\text{H}_{10})(\mu\text{-}\eta^2\text{-C}_8\text{H}_{11})(\mu\text{-CO})(\text{CO})_{11}(\eta^4\text{-1,5-C}_8\text{H}_7)_2$: C. G. Pierpont, *Inorg. Chem.* **1979**, *18*, 2972-2977; b) $\text{Ir}_7(\mu_3\text{-}\kappa^2\text{-P,C-PPhC}_6\text{H}_4)(\mu\text{-CO})(\mu\text{-PPh}_2)(\text{CO})_{13}$: M. H. de Araujo, M. D. Vargas, D. Braga, F. Grepioni, *Polyhedron* **1998**, *17*, 2865-2875.
- [9] M. D. Randles, P. V. Simpson, V. Gupta, J. Fu, G. J. Moxey, T. Schwich, A. L. Criddle, S. Petrie, J. G. MacLellan, S. R. Batten, R. Stranger, M. P. Cifuentes, M. G. Humphrey, *Inorg. Chem.* **2013**, *52*, 11256-11268.
- [10] L. Garlaschelli, R. della Pergola, S. Martinengo, *Inorg. Synth.* **1990**, *28*, 211-215.
- [11] Z. Otwinowski, W. Minor, *Methods Enzymol.* **1997**, *276*, 307-326.
- [12] S. Mackay, C. J. Gilmore, C. Edwards, N. Stewart, K. Shankland, *maXus: Computer Program for the Solution and Refinement of Crystal Structures*, Nonius, The Netherlands, MacScience, Japan & The University of Glasgow, **2000**.
- [13] P. W. Betteridge, J. R. Carruthers, R. I. Cooper, K. Prout, D. J. Watkin, *J. Appl. Cryst.* **2003**, *36*, 1487.
- [14] O. V. Dolomanov, L. J. Bourhis, R. J. Gildea, J. A. K. Howard, H. Puschmann, *J. Appl. Cryst.* **2009**, *42*, 339-341.
- [15] *ADF2013*, SCM Theoretical Chemistry, Vrije Universiteit: Amsterdam, The Netherlands. <http://www.scm.com>.
- [16] E. van Lenthe, A. E. Ehlers, E. J. Baerends, *J. Chem. Phys.* **1999**, *110*, 8943-8953.
- [17] a) A. D. Becke, *Phys. Rev. A* **1998**, *38*, 3098-3100; b) J. P. Perdew, *Phys. Rev. B* **1986**, *33*, 8822-8824.
- [18] J. P. Perdew, K. Burke, M. Ernzerhof, *Phys. Rev. Lett.* **1996**, *77*, 3865-3868; b) J. P. Perdew, K. Burke, M. Ernzerhof, *Phys. Rev. Lett.* **1997**, *78*, 1396.
- [19] a) A. Klamt, G. Schuurmann, *J. Chem. Soc., Perkin Trans. 2* **1993**, 799-805; b) J. Andzelm, C. Kolmel, A. Klamt, *J. Chem. Phys.* **1995**, *103*, 9312-9320.
- [20] a) M. Swart, E. Rösler, F. M. Bickelhaupt, *J. Comp. Chem.* **2006**, *27*, 1486-1493; b) M. Swart, F. M. Bickelhaupt, *J. Chem. Theory Comp.* **2006**, *2*, 281-287.
- [21] a) R. F. W. Bader, *Atoms in Molecules: A Quantum Theory*, Clarendon: Oxford, U.K., **1990**; b) F. Cortés-Guzmán, R. F. W. Bader, *Coord. Chem. Rev.* **2005**, *249*, 633-662.

Entry for the Table of Contents

FULL PAPER



Reactions of molybdenum-iridium clusters with iridium-containing reagents afforded new homometallic clusters. $\text{Ir}_7(\mu_3\text{-CO})_3(\text{CO})_{12}(\eta^5\text{-C}_5\text{Me}_5)$ possesses three semi-face-capping CO ligands, while $\text{Ir}_4(\text{CO})_6(\eta^5\text{-C}_5\text{Me}_4\text{H})$ is formally very electron deficient; theoretical studies suggest stabilization by significant intra-cluster multiple Ir-Ir bonding.

Key Topic: Cluster Synthesis

*Junhong Fu, Michael D. Randles, Alan L. Criddle, Graeme J. Moxey, Torsten Schwich, Robert Stranger, Marie P. Cifuentes and Mark G. Humphrey**

Page No. – Page No.

Syntheses of $\text{Ir}_4(\text{CO})_6(\eta^5\text{-C}_5\text{Me}_4\text{H})_2$ and $\text{Ir}_7(\mu_3\text{-CO})_3(\text{CO})_{12}(\eta^5\text{-C}_5\text{Me}_5)$ from Pentametallic Molybdenum-Iridium Cluster Precursors